

# Reksa Dana Syariah Eastspring Syariah Greater China Equity USD

**eastspring  
investments**  
A Prudential plc company

## FUND DETAILS

Effective Date	28 April 2020
Effective Letter No.	S-441/PM.21/2020
Inception Date (Class A)	15 June 2020
Type of Fund	Sharia Equity Fund
Custodian Bank	Standard Chartered Bank
Fund Currency	USD
NAV Publication	Daily
Pricing Period	Daily
Total Net Asset Value (total of all classes)	USD 6.25 Million
NAV/Unit (Class A)	USD 0.61
ISIN Code (Class A)	IDN000438504
Benchmark	Dow Jones Islamic Market Greater China Index
Total Units Offered	Max. 30 billion unit
Min. Initial Subscription	USD 10,000.00
Min. Subsequent Subscription	USD 100.00
Min. Redemption	USD 1,000.00

Fund Expenses	
Management Fee	Max. 3.0% per tahun
Custodian Fee	Max. 1.0% per tahun
S-Invest Fee	Max. 0.005% annually

Unit Holder Expenses	
Subscription Fee	Max. 3.0% per transaction
Redemption Fee	Max. 2.0% per transaction
Switching Fee	Max. is the subscription fee of the designated Eastspring's fund

\* The amount might be different if transaction is made through distribution channel.

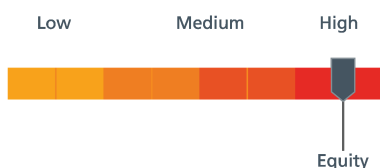
## RISK FACTORS

1. Risk of market and decreasing net asset value of each participation unit
2. Risk of currency exchange rate
3. Risk of liquidity
4. Risk of dissolution and liquidation
5. Risk of overseas securities
6. Risk of transaction through electronic system
7. Risk of credit and default
8. Risk of specific sector concentration
9. Risk of operational
10. Risk of valuation
11. Risk of regulatory changes
12. Risk of overseas stock exchange closure

## INVESTMENT OBJECTIVE

Aims to provide an optimal investment return in long term through sharia equity securities that listed and traded in several Asia Pacific stock exchange and sharia money market that complied with sharia principal in stock exchange.

## RISK CLASSIFICATION



Reksa Dana Syariah Eastspring Syariah Greater China Equity USD invests in equity sharia securities issued by a legal entity operating in the People's Republic of China, Hong Kong SAR, or Taiwan traded on Stock Exchanges in the People's Republic of China, Hong Kong SAR, Taiwan or United States, and also place placements in sharia deposit instruments. This mutual fund is categorized as high risk.

## INVESTMENT POLICY



Min. 80%



Max. 100%

Sharia Equity Securities



Min. 51%



Max. 100%

Overseas Sharia Equity Securities



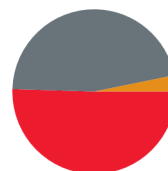
Min. 0%



Max. 20%

Sharia Money Market and/or Sharia Deposit Instruments

## COUNTRY ALLOCATION



Taiwan 44.72%  
China 41.05%  
Hong Kong 2.82%

## % ASSET ALLOCATION



Sharia Equity Securities (Onshore and Offshore) 85.77%  
Sharia Cash and/or Money Market 14.23%

## FUND PERFORMANCE

	1 MTH	3 MTHS	6 MTHS	1 YR	3 YRS	5 YRS	YTD	SI
NDSGCF_A	4.70%	-1.67%	-5.08%	-11.61%	-52.23%	N/A	-1.11%	-39.45%
Benchmark	6.49%	-3.11%	-3.34%	-7.37%	-38.38%	N/A	-3.02%	-8.88%

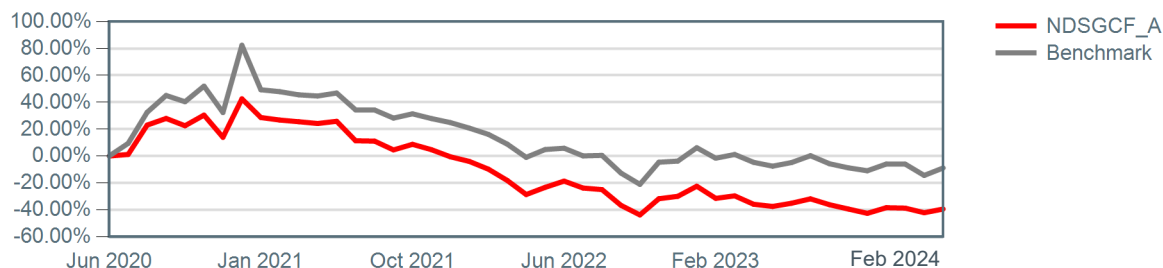
### Highest Month Performance

Nov 2022 21.46%

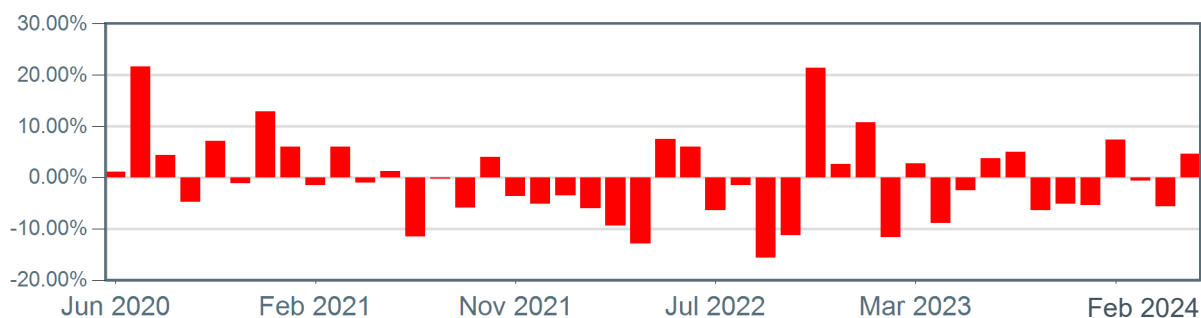
### Lowest Month Performance

Sep 2022 -15.62%

## HISTORICAL PERFORMANCE GRAPHIC



## MONTHLY PERFORMANCE IN THE LAST 5 YEARS



## TOP HOLDINGS

(security name only, alphabetically order)

1. ALCHIP TECHNOLOGIES LIMITD - TWD10	4.06%
2. ALIBABA GROUP HOLDING LTD - USD0.0000031	5.10%
3. ASMEDIA TECHNOLOGY INC	2.31%
4. ASPEED TECHNOLOGY INC	2.68%
5. NEW ORIENTAL ED & TECHNOLOGY GP INC - US	2.71%
6. PDD HOLDINGS INC	5.64%
7. PHISON ELECTRONICS CORP	2.46%
8. TAIWAN SEMICONDUCTOR MANUFACTURING CO	11.17%
9. TENCENT HOLDINGS LTD	7.30%
10. WIWYNN CORPORATION - TWD10	2.28%

## MARKET REVIEW

The Dow Jones Greater China Islamic Market Index rose 8.37% in USD terms in February. MSCI China rose 8.39% and Hong Kong's Hang Seng index rose 6.48%. The Shanghai Shenzhen 300 Index rose 9.05% in USD terms. Taiwan's stock market rose 4.98% in the month. Following a weak start to the year, Chinese equities saw a recovery in February after authorities announced further measures to limit short selling, high frequency trading and algorithm trading strategies. Markets found support from China's "National Team" sovereign wealth fund China Huijin, announced that it will intensify its efforts to increase holdings of ETF, expand the holdings scale, and resolutely safeguard the stable operation of the capital markets. The PBoC delivered an asymmetric rate cut on 20th February, cutting 5-year loan prime rate (LPR) by 25bps to 3.95% from 4.20% while keeping the 1-year LPR unchanged at 3.45%. The 5yr LPR – linked to mortgage rates – was cut by a larger-than-expected 25bps. Going forward, markets will keep watch of upcoming annual Two Sessions, which is likely to set a GDP target for the year. A growth target of "around 5%" for 2024 is likely given that most provinces set their growth targets at 5% or higher.

## IMPORTANT INFORMATION

### INVESTMENT MANAGER PROFILE

#### PT Eastspring Investments Indonesia

Eastspring Investments, part of Prudential Corporation Asia, is Prudential's asset management business in Asia. We are one of Asia's largest asset managers, with operations in 11 Asian markets, approximately 3000 employees in Asia and more than USD 227.7 billion in assets under management as of 30 June 2023. Eastspring Investments Indonesia is licensed and supervised by Indonesia Financial Service Authority (Surat Keputusan Ketua BAPEPAM dan LK No. KEP-05/BL/MI/2012 dated 25 April 2012) and one of the largest asset management companies in Indonesia with assets under management of IDR 61,10 trillion as of 30 June 2023. Supported by experienced investment professionals in fund management and mutual funds, Eastspring Investments Indonesia is fully committed to provide high quality financial services to meet various investment needs of investor.

Fund Fact Sheet and Prospectus can be access on <https://www.eastspring.co.id/funds/funds-downloads>.

#### CONTACT US

Prudential Tower Lantai 23  
Jl. Jend. Sudirman Kav. 79, Jakarta 12910

 Tel: +(62 21) 2924 5555

 Fax: +(62 21) 2924 5556

 Eastspring Investments Indonesia

 [eastspring.co.id](https://www.eastspring.co.id)

### CUSTODIAN BANK PROFILE

#### Standard Chartered Bank

Standard Chartered Bank was founded by Royal Charter in 1853 with headquarters in London and has over 160 years of banking experience in the world's most rapidly growing market. In Indonesia, Standard Chartered Bank has been present since the year 1863. Currently, Standard Chartered Bank has 15 branch offices spread across 7 major cities in Indonesia. Standard Chartered Bank obtained the permission to open a branch office in Jakarta, based on the decree of the Minister of Finance Republic of Indonesia No. 15.6.5.19 dated October 1, 1968, to do business as a commercial Bank. In addition, Standard Chartered Bank branch Jakarta has also had approval as a custodian in capital market based on the decree of the Chairman of the Capital Market Supervisory board number KEP-35/PM. WK/1991 dated June 26, 1991, and is therefore registered and supervised by the Financial Services Authority.

In the event that there has been a reference of securities ownership facility (Acuan Kepemilikan Sekuritas - AKSES) of the participation, unit holder can see the ownership of mutual fund through the <https://akses.ksei.co.id/page>.

## DISCLAIMER

INVESTMENT THROUGH MUTUAL FUNDS CONTAINS RISK, PRIOR TO DECIDING TO INVEST, PROSPECTIVE INVESTORS MUST READ AND UNDERSTAND THE PROSPECTUS. PAST PERFORMANCE DOES NOT GUARANTEE / REFLECT INDICATION OF FUTURE PERFORMANCE.

FINANCIAL SERVICES AUTHORITY ("OJK") DOES NOT GIVE ANY STATEMENT OF APPROVING OR DISAPPROVING THESE EFFECTS, NOR STATING THE TRUTH OR THE ADEQUACY OF THE CONTENTS OF THIS MUTUAL FUND PROSPECTUS. EVERY STATEMENT CONTRADICTING THESE STIPULATIONS IS A BREACH OF LAW.

Mutual funds are Capital Market products and not products issued by Selling Agent / the Bank. The Mutual Fund Selling Agent is not responsible for the lawsuit and risks of managing the mutual fund portfolio being carried out by the Investment Manager.

This product information summary does not replace the Mutual Fund Prospectus and was prepared by PT Eastspring Investments Indonesia only for information needs and does not constitute an offer to buy or sell. All information contained in this document is presented correctly. If necessary, investors are advised to seek professional opinion before making an investment decision. Past performance is not necessarily a clue to future performance, nor is it an estimate made to give an indication of future performance or trends.

This document is solely for information and may not be published, circulated, reproduced or distributed in whole or part to any other person without the prior written consent of PT Eastspring Investments Indonesia. It should not be construed as an offer or solicitation for the subscription, purchase or sale of any securities mentioned herein. Whilst we have taken all reasonable care to ensure that the information contained in this document is not untrue or misleading at the time of publication, we cannot guarantee its accuracy or completeness. Any opinion or estimate contained in this document is subject to change without notice. Investors may wish to seek advice from a financial adviser before making a commitment to invest in units of any of our funds. PT Eastspring Investments Indonesia and its related and affiliated corporations together with their respective directors and officers may have or may take positions in the securities mentioned in this document and may also perform or seek to perform broking and other investment services for the corporations whose securities are mentioned in this newsletter as well as other parties. The graphs or charts are included for illustrative purposes only. Past performance is not necessarily a guide to future performance. The predictions, projections, or forecast on the economy, securities markets or the economic trends of the markets are not necessarily indicative of the future or likely performance of PT Eastspring Investments Indonesia or any funds managed by PT Eastspring Investments Indonesia. The value and any income accruing to the investments, if any, may fall as well as rise. An investment is subject to investment risks, including the possible loss of the principal amount invested. PT Eastspring Investments Indonesia is an ultimately wholly-owned subsidiary of Prudential plc of the United Kingdom. PT Eastspring Investments Indonesia and Prudential plc are not affiliated in any manner with Prudential Financial, Inc., a company whose principal place of business is in the United States of America or with the Prudential Assurance Company, a subsidiary of M&G plc (a company incorporated in the United Kingdom).

Mutual fund managed by Eastspring Investments is not included as guaranteed investment product. Prior to investing in mutual fund managed by Eastspring Investments, prospective participation unit holder must first learn and understand Prospectus and other offering documents. The contents of Prospectus and other offering documents is not a suggestion either from business, law or taxation aspects. Therefore, prospective participation unit holder is advised to seek consideration or advice from competent parties in relation to his/her investment in mutual fund managed by Eastspring Investments. Therefore, prospective Unit Holders are advised to ask for consideration or advice of competent parties, in connection with investments in Mutual Funds Eastspring Investments. Prospective participation unit holder must comprehend that there is a possibility of participation unit holder of mutual fund managed by Eastspring Investments will bear risks in relation to his/her participation unit held. With possibility of such risk, if necessary, prospective participation unit holder may seek advice from competent parties on aspects of business, law, finance, taxation, and other relevant aspects.

Confirmation on investment to Mutual Fund Unit Holder is issued by Custodian Bank. Valid proof of Mutual Fund's participation unit ownership is the confirmation letter issued by Custodian Bank.

This material contents should not be used after 3 (three) months of publication approval.

\*Dow Jones Islamic Market Greater China Index is a product of S&P Dow Jones Indices LLC ("SPDJI"), and has been licensed for use by PT Eastspring Investments Indonesia Standard & Poor's® and S&P® are registered trademarks of Standard & Poor's Financial Se



## OUR GLOBAL FOOTPRINT\*



\*11 Major Asia Markets Plus Offices in North America and Europe

## WELL KNOWN DISTRIBUTOR

Worked with well known distributor such as Ajaib, Bareksa, BCA, Bibit, Commonwealth, CTBC, Danamon Bank, DBS, FUNDTASTIC, HSBC, Mandiri Sekuritas, Maybank, Mirae Asset Sekuritas, Moduit, Phillip Sekuritas Indonesia, Permata Bank, SCB, Tanamduit.



### FIXED INCOME CAPABILITY



**Eastspring Investments Yield Discovery**  
 Silver Champion for Category Best Fixed Income, 5 years performance, AuM < IDR 100 Billion (Awarded by 4<sup>th</sup> Bareksa kontan OVO Fund Awards 2020)

### FIXED INCOME CAPABILITY



**Eastspring IDR Fixed Income Fund**  
 Silver Champion for Category Best Fixed Income, 3 years performance, AuM < IDR 1 Trillion  
 Silver Champion for category Best Fixed Income, 5 years performance, AuM > IDR 1 Trillion (Awarded by 4<sup>th</sup> Bareksa kontan OVO Fund Awards 2020)

### EQUITY CAPABILITY



**Eastspring Investments Alpha Navigator**  
 Best Mutual Funds 2021 for Category Best Equity Fund, 3 years performance  
**Eastspring Investments Alpha Navigator, AuM > 1 Trilyun.** (Awarded by Majalah Investor-Infovesta Mutual Fund 2021)

### TOP INVESTMENT HOUSES



**Eastspring Investments Indonesia**  
 Top Investment Houses In Local Asian local Currency Bond for 2021 (Awarded by Asset Benchmark Research Award 2021)

## TOUR DE CAMPUS

Education seminar to universities to increasing financial and investment literacy. Up to now, we have held TDC at **8 universities** in Indonesia.



## CHA-CHING

Cha-Ching is one of Prudential Indonesia CSR event, we are participate in teaching how to **earn, save, spend and donate** through Cha-Ching curriculum to elementary student.



## CHAIRMAN CHALLENGE

Chairman's Challenge is one of Prudential Indonesia CSR event, the programme is a group-wide volunteering programme to encourage employees to get involved in their local communities to help make a difference.

